

# CRIMSON METAL ENGINEERING COMPANY LIMITED

Manufacturers & Exporters of E.R.W. STEEL TUBES - PIPES (BLACK & GALVANISED)

CIN : L27105TN1985PLC011566

**Regd. & Head Office :**

No. 163/1, K.SONS COMPLEX  
II FLOOR, BROADWAY,  
CHENNAI - 600 108. INDIA

Phone : 044-25240393 / 25240559

Website : [www.crmetal.in](http://www.crmetal.in)

To

November 13, 2021

The Manager  
Listing Department,  
BSE Limited,  
Phiroze Jeejeebhoy Towers,  
Dalal Street, Mumbai – 400 001

**Subject: Outcome of the Board Meeting held on November 13, 2021**

Security Code: 526977

Dear Sir/Ma'am,

Pursuant to Regulation 30 of SEBI (Listing Obligations & Disclosure Requirements) Regulation, 2015, we would like to inform you that the Board of Directors of the Company at their meeting held today i.e. Saturday, November 13, 2021, have approved and taken on record the Un-audited Financial Results along with the Limited Review Report for the quarter ended September 30, 2021 attached as "Annexure A".

The Board Meeting commenced at 05:00 PM and concluded at 5.20 P.M

Kindly take the same on your records.

Thanking you,

Yours faithfully

For Crimson Metal Engineering Company Limited

  
Manish Rai

(Company Secretary and Compliance Officer)



Encl: as above

Works : Sedarapet Industrial Estate, Mailam Road, Pondicherry - 605 111.

Phone : (91) 0413 - 2677351 Fax (91) 0413-2677346

**INDEPENDENT AUDITOR'S LIMITED REVIEW REPORT ON QUARTERLY / YEAR TO DATE  
UNAUDITED STANDALONE FINANCIAL RESULTS OF THE COMPANY PURSUANT TO THE  
REGULATION 33 OF THE SEBI (LISTING OBLIGATIONS AND DISCLOSURE REQUIREMENTS)  
REGULATIONS, 2015**

To  
Board of Directors  
CRIMSON METAL ENGINEERING COMPANY LTD


We have reviewed the accompanying statement of unaudited standalone financial results of **CRIMSON METAL ENGINEERING COMPANY LTD** for the quarter ended 30<sup>th</sup> September, 2021 and year to date result for 01<sup>st</sup> April 2021 to 30<sup>th</sup> September 2021. This statement is the responsibility of the Company's Management and has been approved by the Board of Directors. Our responsibility is to issue a report on these financial statements based on our review.

We conducted our review of the Statement in accordance with the Standard on Review Engagements (SRE) 2410 "Review of Interim Financial Information Performed by the Independent Auditor of the Entity", issued by the Institute of Chartered Accountants of India. This standard requires that we plan and perform the review to obtain moderate assurance as to whether the financial statements are free of material misstatement. A review is limited primarily to inquiries of company personnel and analytical procedures applied to financial data and thus provides less assurance than an audit. We have not performed an audit and accordingly, we do not express an audit opinion.


Based on our review conducted as above, nothing has come to our attention that causes us to believe that the accompanying statement of unaudited standalone financial results prepared in accordance with applicable accounting standards and other recognized accounting practices and policies has not disclosed the information required to be disclosed in terms of Regulation 33 of the SEBI (Listing Obligations and Disclosure Requirements) Regulations, 2015 including the manner in which it is to be disclosed, or that it contains any material misstatement.

Place: New Delhi  
Dated:

13/11/2021



For O P BAGLA & CO LLP  
Chartered Accountants  
Firm Regn. No 000018N/N500091

  
(Atul Aggarwal)  
Partner  
(M. No 92656)

UDIN: 21092656AAAAQA2470



CIN: L27105TN1985PLC011566

## Statement of Standalone Unaudited Financial Results for the Quarter ended September 30, 2021

(Rs. in lakhs except per share data)

Sno	Particulars	3 months ended (30/09/2021)	Previous 3 months ended (30/06/2021)	Corresponding 3 months ended in the previous year (30/09/2020)	Year to date figures for current period ended (30/09/2021)	Year to date figures for the previous year ended (30/09/2020)	Previous accounting year ended (31/03/2021)
		Unaudited	Unaudited	Unaudited	Unaudited	Unaudited	Audited
I	Revenue From operations	217.22	190.88	241.09	408.10	414.88	935.07
II	Other Income	4.73			4.73		0.81
III	<b>Total Income (I+II)</b>	<b>221.95</b>	<b>190.88</b>	<b>241.09</b>	<b>412.83</b>	<b>414.88</b>	<b>935.88</b>
IV	<b>EXPENSES</b>						
	Cost of materials consumed	83.30	53.34	69.59	136.64	111.87	305.07
	Purchases of Stock-in-Trade						
	Changes in inventories of finished goods, Stock-in-Trade and work-in-progress						
	Employee benefits expense	24.73	5.40	5.56	30.13	10.10	58.85
	Finance costs	71.09	69.91	77.47	141.00	122.49	277.64
	Depreciation and amortization expenses	35.87	35.88	34.31	71.75	77.90	163.50
	Other expenses	5.22	25.16	48.02	30.38	83.88	119.15
	<b>Total expenses (IV)</b>	<b>220.21</b>	<b>189.69</b>	<b>234.95</b>	<b>409.90</b>	<b>406.24</b>	<b>924.22</b>
V	Profit/(loss) before exceptional items and tax (I-IV)	1.74	1.19	6.14	2.94	8.64	11.66
VI	Exceptional Items						
VII	Profit/(loss) before exceptions items and tax(V-VI)	1.74	1.19	6.14	2.94	8.64	11.66
VIII	Tax expense:						
	(1) Current tax						(0.06)
	(2) Deferred tax						(27.39)
IX	Profit (Loss) for the period from continuing operations (VII-VIII)	1.74	1.19	6.14	2.94	8.64	39.11
X	Profit/(loss) from discontinued operations						
XI	Tax expenses of discontinued operations						
XII	Profit/(loss) from Discontinued operations (after tax) (X-XI)						
XIII	Profit/(loss) for the period (IX+XII)	1.74	1.19	6.14	2.94	8.64	39.11
XIV	Other Comprehensive Income						
	A. (i) Items that will not be reclassified to profit or loss						
	(ii) Income tax relating to items that will not be reclassified to profit or loss						
	B. (i) Items that will be reclassified to profit or loss						
	(ii) Income tax relating to items that will be reclassified to profit or loss						
XV	Total Comprehensive Income for the period (XIII+XIV) Comprising Profit (Loss) and Other comprehensive Income for the period )	1.74	1.19	6.14	2.94	8.64	39.11
XVI	Paid up Equity Share Capital (Face value of Rs.10/- each)	442.82	442.82	442.82	442.82	442.82	442.82
XVII	Earnings per equity share (for continuing operation):						
	(1) Basic	0.04	0.02	0.13	0.06	0.19	0.88
	(2) Diluted	0.04	0.02	0.13	0.06	0.19	0.88
XVIII	Earnings per equity share (for discontinued operation):						
	(1) Basic						
	(2) Diluted						
XIX	Earning per equity share (for discontinued & continuing operation)						
	(1) Basic	0.04	0.02	0.13	0.06	0.19	0.88
	(2) Diluted	0.04	0.02	0.13	0.06	0.19	0.88

for CRIMSON METAL ENGINEERING COMPANY LIMITED

Place : Chennai

Date : 13.11.2021

  
 DIRECTOR

## Notes

- 1 The above unaudited financial results were reviewed by the Audit Committee and approved by the Board of Directors at their meeting held on 13th November 2021 respectively. The limited review of the financial results for the quarter ended 30th September 2020 has been carried out by the statutory auditors of the company.


- 2 The financial results have been prepared in accordance with Indian Accounting Standards (Ind AS) prescribed under Section 133 of the Companies Act, 2013 read with relevant rules thereunder and in terms of Regulation 33 of the SEBI Regulations and SEBI circular dated 10th August 2017. The financial results relating to quarter ended 30th September 2021 under Ind AS have been subjected to limited review by the statutory auditors of the Company. However, the management has exercised due diligence to ensure that the financial results provide true and fair view of the Company's affairs.

- 3 The Company has only one Reportable Segment viz, manufactruing of ERW PIPES
- 4 Previous quarter/period's figures have been regrouped/rearranged wherever necessary.

for CRIMSON METAL ENGINEERING COMPANY LIMITED

Place : Chennai

Date: 13-11-2021

  
DIRECTOR



**CRIMSON METAL ENGINEERING COMPANY LIMITED**

Regd.Off. 163/1, Broadway, II Floor, Chennai 600 108

CIN: L27105TN1985PLC011566

**Standalone Statement of Assets and Liabilities**

(Rs.in Lakhs)

	Particulars	As at	
		30.09.2021 Unaudited	31.03.2021 Audited
<b>A</b>	<b>ASSETS</b>		
1	<b>Non-Current Assets</b>		
	(a) Property, Plant and Equipment	2,399.28	2,471.03
	(b) Capital Work-in-Progress		
	(c) Intangible Assets		
	(d) Financial Assets		
	(i) Investments		
	(ii) Trade Receivables		
	(iii) Loans		
	(iv) Other financial assets	88.63	135.32
	(e) Other Non-Current Assets		
	(f) Income Tax Assets		
	<b>Total Non-Current Assets</b>	<b>2,487.91</b>	<b>2,606.35</b>
2	<b>Current Assets</b>		
	(a) Inventories	122.03	122.03
	(b) Financial Assets		
	(i) Investments		
	(ii) Trade Receivables	969.30	1,084.14
	(iii) Cash and Cash Equivalents	3.87	34.17
	(iv) Loans		
	(v) Other financial assets		
	(c) Other Current Assets	128.02	30.86
	<b>Total Current Assets</b>	<b>1,223.22</b>	<b>1,271.20</b>
	<b>Total Assets</b>	<b>3,711.13</b>	<b>3,877.56</b>
<b>B</b>	<b>EQUITY AND LIABILITIES</b>		
1	<b>Equity</b>		
	(a) Equity Capital	442.82	442.82
	(b) Other Equity	128.83	125.90
	<b>Total Equity</b>	<b>571.66</b>	<b>568.72</b>
2	<b>Liabilities</b>		
	<b>(1) Non Current Liabilities</b>		
	(a) Financial Liabilities		
	- Borrowings	2,718.79	2,228.24
	- Trade Payables		
	- Other Financial Liabilities	125.00	125.00
	(b) Provisions	2.77	2.38
	(c) Deferred Tax Liabilities (Net)	57.69	57.69
	(d) Other non-current liabilities		
	<b>Total Non-Current Liabilities</b>	<b>2,904.26</b>	<b>2,413.31</b>
	<b>(2) Current Liabilities</b>		
	(a) Financial Liabilities		
	- Borrowings	13.11	10.09
	- Trade Payables	146.75	88.63
	- Other Financial Liabilities		663.17
	(b) Other Current Liabilities		
	(c) Provisions		0.03
	(d) Current Tax Liabilities (net)	75.36	133.60
	<b>Total Current Liabilities</b>		<b>895.53</b>
	<b>Total Liabilities</b>	<b>235.22</b>	<b>3,877.56</b>
	<b>Total Equity and Liabilities</b>	<b>3,711.13</b>	<b>3,877.56</b>

for CRIMSON METAL ENGINEERING COMPANY LIMITED

Place : Chennai


Date : 13.11.2021

The aforesaid financial results are also available on the Company's website ([www.crimetal.in](http://www.crimetal.in))

  
Director

CRIMSON METAL ENGINEERING COMPANY LTD		
CASH FLOW STATEMENT FOR THE SIX MONTHS ENDED ON 30TH SEPTEMBER, 2021		
Particulars	For the half year ended September 30, 2021 Rs. Lacs	For the year ended March 31, 2021 Rs. Lacs
<b>A CASH FLOW FROM OPERATING ACTIVITIES:</b>		
Net profit before tax	2.94	11.66
Adjustment for:		
Depreciation and amortisation	71.75	163.59
Interest Paid	141.00	277.64
Interest Received	(4.73)	(0.81)
	208.02	440.33
Operating profit before working capital facilities	210.95	452.00
Adjustments for movement in working capital :		
Adjustments for (increase) / decrease in operating assets:	64.35	(575.56)
Trade receivables	(662.93)	664.47
Inventories	(598.57)	88.92
Trade Payable	(387.62)	540.91
Cash Generated from Operation	(141.00)	(277.64)
Interest Paid	(141)	0.06
Taxes paid	(141)	(277.58)
	(528.62)	263.33
<b>NET CASH FROM/(USED IN) OPERATING ACTIVITIES</b>		
<b>B CASH FLOW FROM INVESTING ACTIVITIES:</b>		
Purchase of fixed assets including capital work in progress	4.74	(52.65)
Interest received	4.74	0.81
	4.74	(51.83)
<b>NET CASH FROM/(USED IN) INVESTING ACTIVITIES</b>		
<b>C CASH FLOW FROM FINANCING ACTIVITIES:</b>		
Proceeds from Long term Borrowings	490.55	(172.34)
Proceeds from Short Term Borrowings	3.02	(9.36)
	493.57	181.70
<b>NET CASH FROM / (USED IN) FINANCING ACTIVITIES</b>	493.57	(181.70)
<b>D Net (A+B+C)</b>	(30.30)	29.80
<b>E Increase/</b>	34.17	4.37
<b>F Cash and Cash Equivalents as at beginning of the year</b>		
<b>F Cash and Cash Equivalents as at end of the year</b>	3.87	34.17

For and Behalf of Board of Directors

  
Chandrakesh Pal  
Director & CFO

Place : Chennai  
Date : 13-11-2021